



Grade Prep Newsletter Term Three 2019

IMPORTANT DATES

Important Dates Term Three

Friday 23rd August


Book Week dress up day.

Thursday 12th September

Footy Colours dress up day

Friday 20th September

Last day of Term 3— finish
2.30pm



3 Way Conferences

It was fabulous to see so many of you come along and celebrate your child's achievements at school. We are so proud of each and everyone of them and love sharing their growth with you. Remember, each student develops at a different rate. There is no one size fits all for education. Each child came to Prep with a different focus or 'point of need' in teacher talk. It is essential that a student's Prep year focuses on connecting students with school, ensuring they feel safe, connected and supported and that learning is something to look forward to. We focus on taking risks with learning and celebrating mistakes as we know to learn we need to make mistakes. Some children entered Prep grounded and secure, and ready to learn, perhaps they have had siblings at school or they just felt safe and connected quickly, for others it took time to develop trust and their 'point of need' was connecting to an environment without their parents and finding trust in teachers. What ever your child's starting point was, each and every student has progressed and should be celebrated. We sometimes forget these children are so young and what they have achieved in a mere 100 days is absolutely incredible!!! Well done parents, you have done a wonderful job allowing your child to become more independent and thrive at school.

What we are learning...

Numeracy

- * Number 1-20 and beyond, counting, number recognition and formation (Please practice number recognition to 20 with your children at home).
- * Addition
- * Money, coins and notes
- * Measurement
- *

Writing

- * Writing using our phoneme fist to sound out words
- * Challenging themselves to write a bit more.
- * Punctuation– this term we will introduce COPS as an editing tool focusing on capitals, organization, punctuation and spelling
- * Writer's Note book—creating ideas and seeds to use in our writing.
- * Spelling– Look, Say Cover, write Check—Magic words at their level. Children work in class on 5 words at a time, as they know these we add new words. The words are taken from M100W.

THRASS

- * We are beginning to familiarize ourselves with the THRASS chart through games.
- * We are learning that each letter has a name and that it only makes a sound when it is in a word .
- * We are focusing on digraph (2 letter spelling choices) eg ch, sh, th, wh, ph, ng
- * We learn our letters through the THRASS chart, for example we say 's' as in sun or l as in tin (please read the parents info guide on THRASS for more information).
- * We link a fine motor craft activity to each letter as well as kinesthetic experiences, such as playdough, painting, flour, bending pipe cleaners, sorting words etc...

Reading

Eagle Eye Look at the picture. Use the beginning letter.

Lips the Fish Get your mouth ready. Say the first sound.

Stretchy Snake Sloooooowly stretch each letter sound together.

Chunky Monkey Break the word into chunks you know. m at p fl at p spl at ter

Tryin' Lion Try to re-read the sentence. Think about what would make sense.

Skippy Frog Skip the tricky word. Read to the end. Go back & try it again.

Flippy Dolphin Flip the vowel sound. Try long & short sounds.

Careful Caterpillar Carefully read all the parts of the word.

*These strategies went home with children at 3way conferences, so please use them when reading with your child.

STEM

STEM this term is biological science and we are looking at the needs of living things. How do we know if something is alive? What are our responsibilities if we have a pet to keep them alive and healthy? Comparing our needs to the needs of other animals?

P.E/Health/Respectful Relationships

This term so far in P.E. we have been playing games that involve taking turns and working co-operatively with team mates to score points or complete tasks. We are getting really good at playing 'rob the nest' and using relay style skills to help us to understand when it is our turn to go.

We are having discussions about the importance of good sportsmanship and focusing on participation and enjoyment of playing sports at school.

Berry Street Educational Model

Children are involved in brain breaks in their learning and are being taught that the best learning happens when they are present, grounded and centred. A big part of learning is developing persistence and resilience to have a go and try again if they don't get it the first time. This is often difficult for young children but an essential skill in learning and life. Children also have been introduced to the Behaviour Management procedure. You can find a copy of this in your information books.

Japanese

Numbers in Japanese				
1	2	3	4	5
一	二	三	四	五
ichi	ni	san	yon or shi	go
6	7	8	9	10
六	七	八	九	十
roku	nana or shichi	hachi	kyuu	jyuu

This term the Preps are learning all about numbers in Japanese. The Preps are learning to orally count, as well as writing the numbers in Japanese. We are playing a variety of fun numbers games that reinforce student's numeracy skills.

Music

In Prep music classes we are enjoying exploring the high and low sounds on the Xylophones to accompany nursery rhymes – 'Jack Be Nimble' and 'Jack and Jill went up the Hill'. We are also singing lots of songs and moving and dancing to keep warm on chilly mornings.

Art

During art so far this term the Preps have been learning about all things clay, what it is, where it comes from, how to find it outside and ways in which it can be used. The Preps have absolutely loved modelling with clay this term and created beautiful little pinch pots that could be used as a trinket bowl or used for the tooth fairy. They have also made larger pots with lids. All of these pots will be on display and some will even be for sale at Patch Fest! I am so proud of them they are all such wonderful artists!

Cupcakes

We cant thank you enough for al your hard work baking last week. Everyone was so generous of spirit and we know that it was incredibly appreciated by the Grade 6 parents, children and teachers.

We raised \$658 which was an amazing result! Thanks to Jo Cheong and Linda McBride that stayed and helped pack and deliver orders to the classrooms. We will now continue this tradition moving forward in to next year and we may do another fundraiser to help next term too.

BOOK WEEK DRESS UP

FRIDAY 23RD AUGUST

Start planning now for our FUN dress up day for book week. Come as your favourite character from your favourite book! Everyone dresses up!

It is a really fun day!

ABSENCE NOTICES

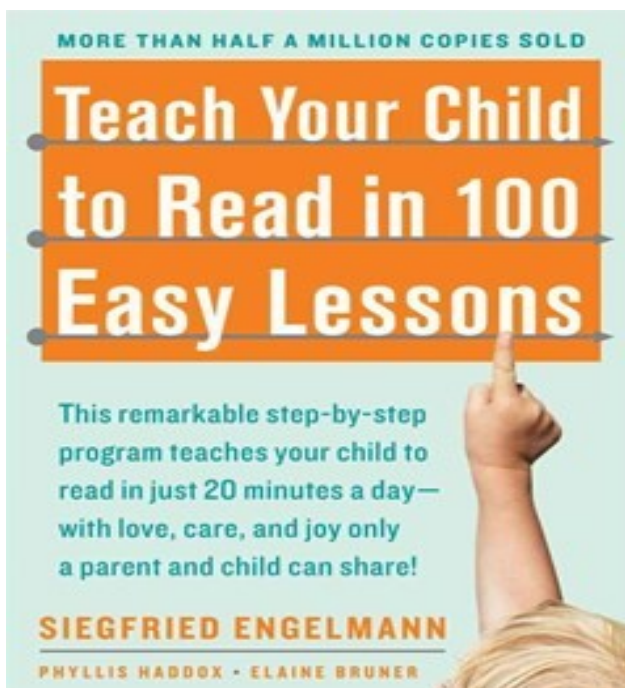
We ask that you use tiqbiz/flexibuzz/email to notify us when your child is absent from school on the day/s that they are absent. Please advise us too if you will be away for any period of time for a family holiday prior to going away.

Thank-YOU!

Teach your child to read in 100 Easy

Lessons.

Is your child struggling to blend sounds together when reading? Or simply just not able to connect letters and sounds? We would recommend. This book., you can use this instead of readers and buy it on line at minimal cost.



Footy Colours day!!

Thursday 12th

September

Get your footy gear out and come dressed in your teams colours (Alesha recommends black and white not cats colours like Tania)



Preps and Patch Fest

The Preps are having a make-your-own jewelry stall.
We want to use old jewelry to make new jewelry!
So we need your help to collect.....

Old necklaces, beads, rings, clips, jewels, wood, wire, earring clips, buttons, rapping paper with pictures to use in badge making, twine, wool, fine chain, glitter spray, threading needles, sequins, necklace clips, leather Creative parents to help with ideas and running the stall... Drop any donations in the tub outside the Prep B's room— Thanks!!!



Parent Helpers Welcome

On Wednesday afternoon at 2.30pm we love parent helpers to listen to our children read! Just pop in any Wednesday you are free.

Terracycle Update:

Our school is currently involved in three Terracycle programs:

Colgate oral care products

Any brand of toothbrushes, empty toothpaste tubes, floss containers, mouthwash containers.

Please note - bamboo tooth brushes should not be included in the program. With these, remove the bristles at home (place in landfill) and then reuse or compost the stick

Bread bag tags

As the name says, hard plastic bag clips, as you would normally find on a bread bag.

Dish and air care products:

Any brand of dish care and air care packaging, including:

- Dishwashing liquid bottles (including caps)
- Dishwashing tablets flexible packaging (including snap locks and zip locks)
- Air freshener aerosol cans and spray bottles (including spray and trigger heads)
- Plug-in air fresheners and refills (including plastic outer packaging)
- Clip-on car fresheners and refills (including plastic outer packaging)

The Terracycle collection bins are located outside the old uniform shop, near Tania's prep classroom. Please place bag tags inside the plastic bag in the labelled bin.



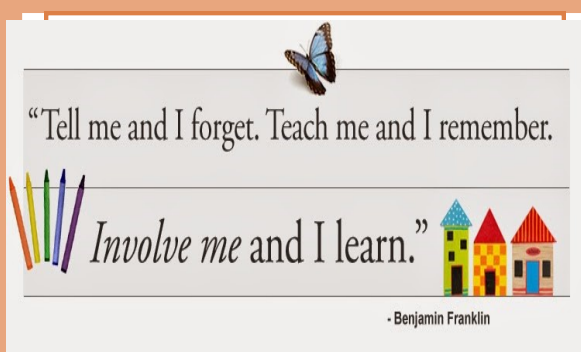
Parent Helpers Welcome

On Wednesday afternoon at 2.30pm we love parent helpers to listen to our children read! Just pop in any Wednesday you are free.

Do you or any of your friends have a child or sibling coming to The Patch next year? Please ask them to enrol ASAP as we are starting to get ready for 2020!

Don't forget to tell people about our fabulous kinder too.

The more enrolments we have at our school the more we are able to have extra resources and programs to help all the children!



100 Days of School

What a fabulous morning we had celebrating being 100 days smarter! Thanks to all the children that dressed up and special people that came along and joined in our activities. It is amazing to see how far they have come in only 100 days!

If you have any issues/concerns or just want to meet with any of us for a chat about your child, please feel free to contact us via email.

We are always happy to make a time to meet with you.

The Prep Team

Tania Blandthorn: blandthorn.tania.t@edumail.vic.gov.au

Alesha Sangster: sangster.alesha.a@edumail.vic.gov.au

Viv Hughes: hughes.vivien.m@edumail.vic.gov.au


(Prep B Thursdays)

Principal/Vice Principal

Deb Herrmann : herrmann.debra.a@edumail.vic.gov.au

Michelle Rayner: Rayner.michelle.t@edumail.vic.gov.au

A few snap shots....



WHILE
WE TRY TO
TEACH OUR CHILDREN
ABOUT LIFE,
→
OUR
★ CHILDREN ★
TEACH US
© IttyBittyBookCo.
★
WHAT
LIFE IS ALL
ABOUT
←



Please note, if you have selected 'do not publish photo to media' on your child's enrolment form we will not use their images in our newsletters as our newsletters go on our website. If you are unsure, you can check with Maddie at the office.